



# Give Permission


Sharing data in MyAgroVision



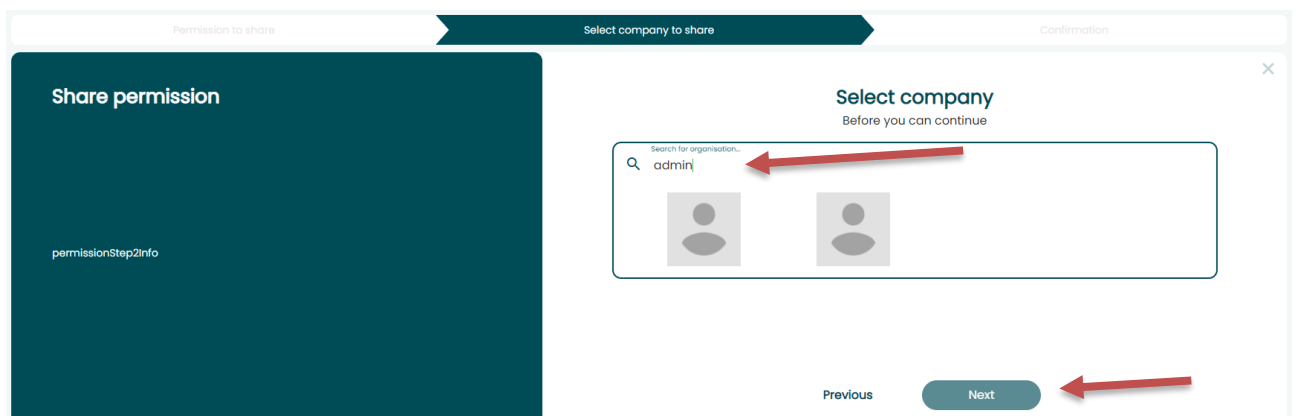
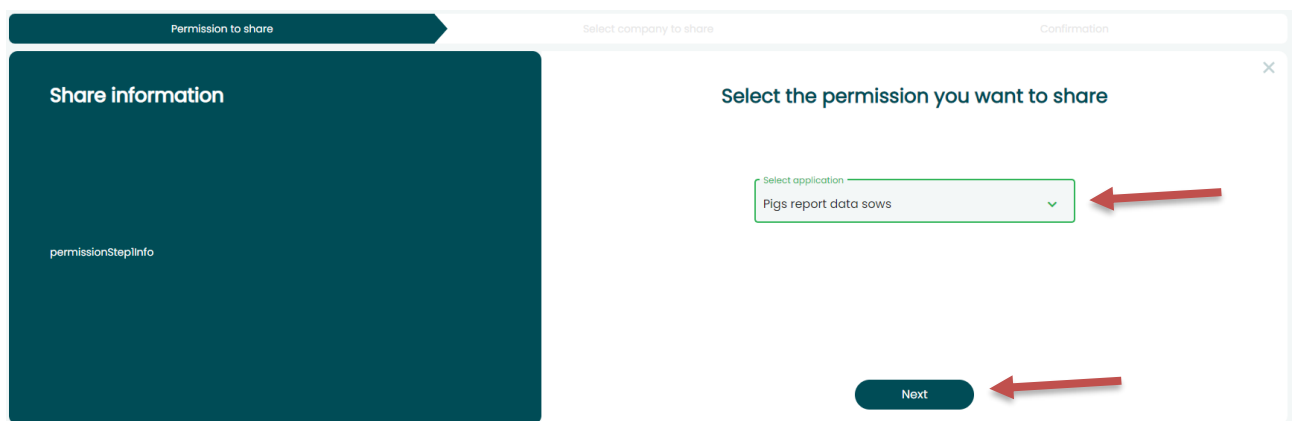
When you use the Multi Site Monitor (MSM) you need farms to share data with you.

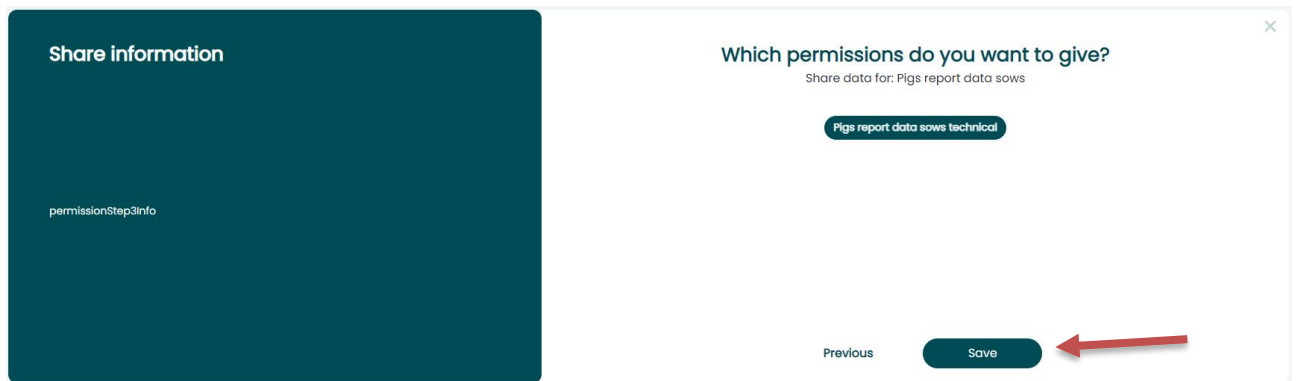
For a farm to be able to share data with you they must go through the following steps:

The farm needs to login in to MyAgroVision and go to permissions in the left bottom of the screen, shown by the red arrow in the picture:



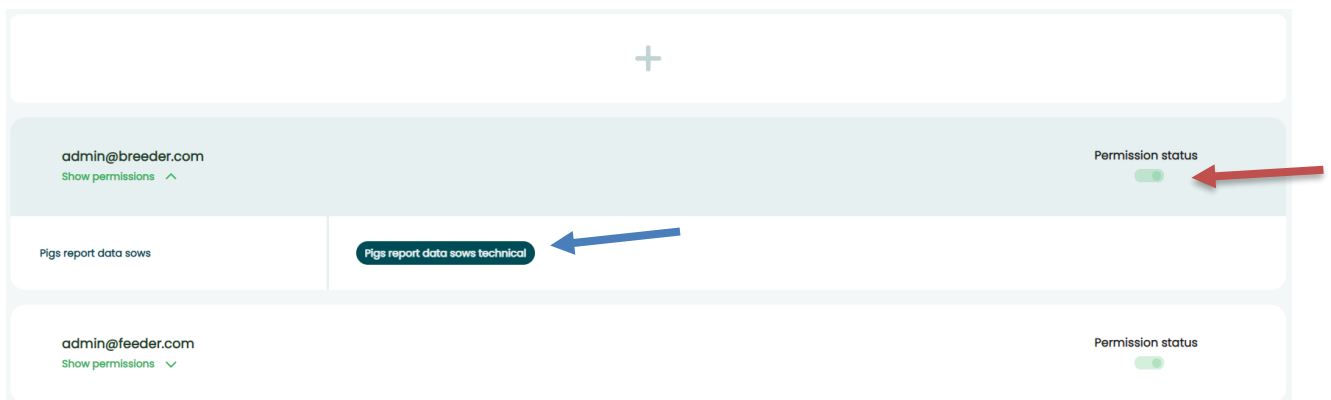
The next step is to click on the plus icon and then choose what permission you want to share and which organization to share data with:





When the farm has set these permissions, data will be available for the organization in MSM.

You can always check and remove your permissions in here as well. If you want to remove the permissions, you must click on the data type button, marked with the blue arrow.



Copyright © 2020, AGROVISION reserves the right to change the contents of this manual if necessary, without warning. AGROVISION has taken every precaution to avoid errors and omissions on the manual but does not accept any responsibility or liability for damage of any kind arising from the use of this manual, whether this damage is direct or indirect. If you discover any inaccuracies, please inform AGROVISION or one of its agents and we will make corrections for the next release.

# Smart software by AgroVision

[www.agrovision.com](http://www.agrovision.com)

**AgroVision Headquarters**

Wilmersdorf 50 | 7324 AC

PO Box 1195 | 7301 BK

Apeldoorn, The Netherlands

Phone: +31 570 664 111

E-mail: [info@agrovision.com](mailto:info@agrovision.com)

[www.agrovision.com](http://www.agrovision.com)